

W300AP Upgrade Instruction

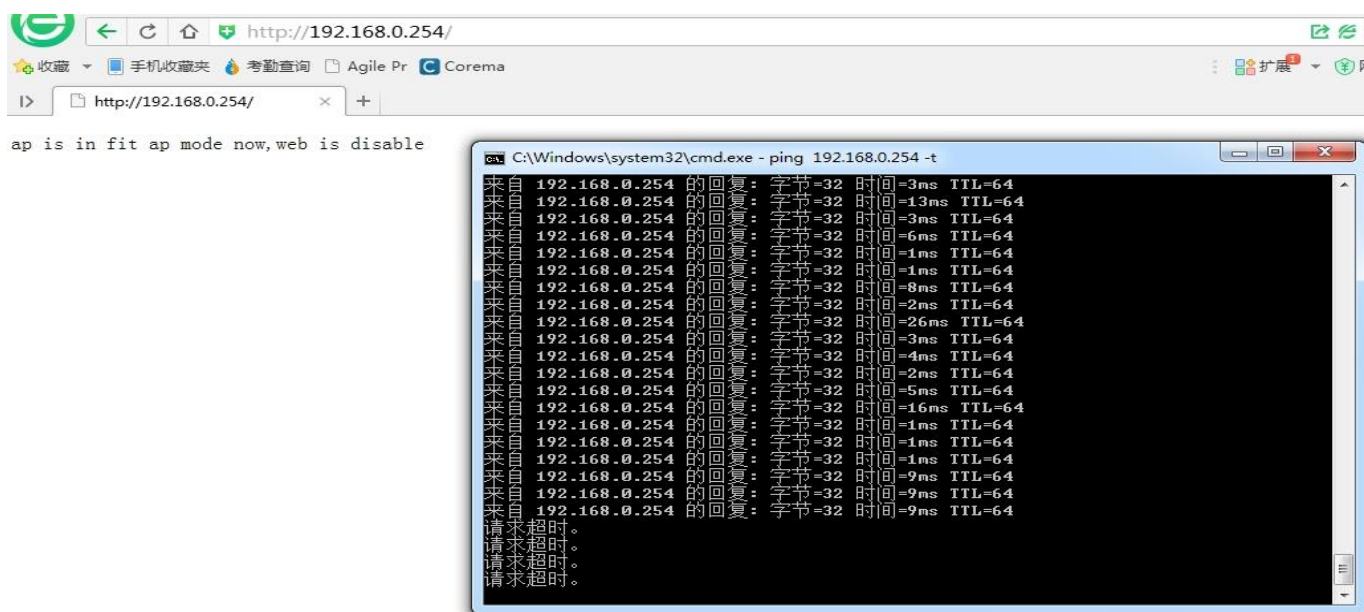


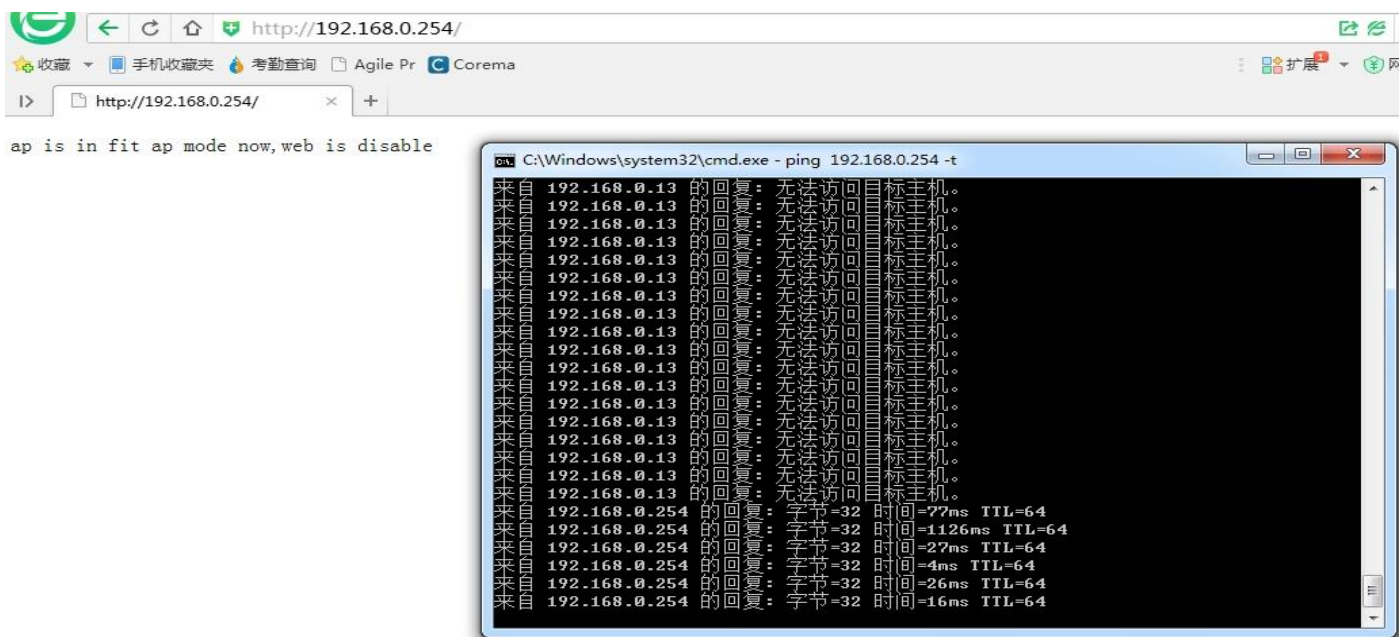
W300AP default setting is fit AP mode, so you can not login the WEB UI through default IP 192.168.0.254.

Please Ping to 192.168.0.254

Press and hold reset button of W300AP for 3 to 5 seconds, then release.

W300AP will change to fat AP mode and reboot, please check with the Ping status.





Login W300AP after connected and select “系统工具” on the left menu, then select firmware file with name:

US_w300apV1.0BR_old_productid_V2.0.0.2_C01(E01)(484).bin

After that click “升级” button for upgrade.

IP-COM

www.ip-com.com.cn

系统状态

系统状态

无线状态

AP报文统计

无线客户端

LAN口设置

DHCP服务器

无线设置

SNMP设置

系统工具

系统状态

AP设备名称 W300AP

系统时间 2000-01-01 00:03:38

运行时间 00:03:38

运行模式 AP模式

无线客户端个数 1

软件版本号 **V1.0.0.3 (801)**

硬件版本号 1.0.0.0

LAN口状态

MAC地址 00:B0:C6:47:85:10

IP地址 192.168.0.254

子网掩码 255.255.255.0

网关 192.168.0.1

主DNS 8.8.8.8

管理员用户[admin] 版本号: V1.0.0.3 (801)

IP-COM W300AP

IP-COM

www.ip-com.com.cn

系统状态

LAN口设置

DHCP服务器

无线设置

SNMP设置

系统工具

设备维护

时间管理

日志查看

配置管理

用户名与密码

诊断工具

软件升级 设备重启

通过升级本AP的软件，您将获得新的功能。

选择固件文件: E:\Marketing\升级指导和浏览... **升级**

当前系统版本: V1.0.0.3 (801); 发布日期: Dec 14 2014

注意: 升级过程不能关闭AP电源，否则将导致AP损坏而无法使用。升级成功后，AP将自动重启。升级过程约90秒左右，请等候。

管理员用户[admin] 版本号: V1.0.0.3 (801)

IP-COM | LOGIN

×

+

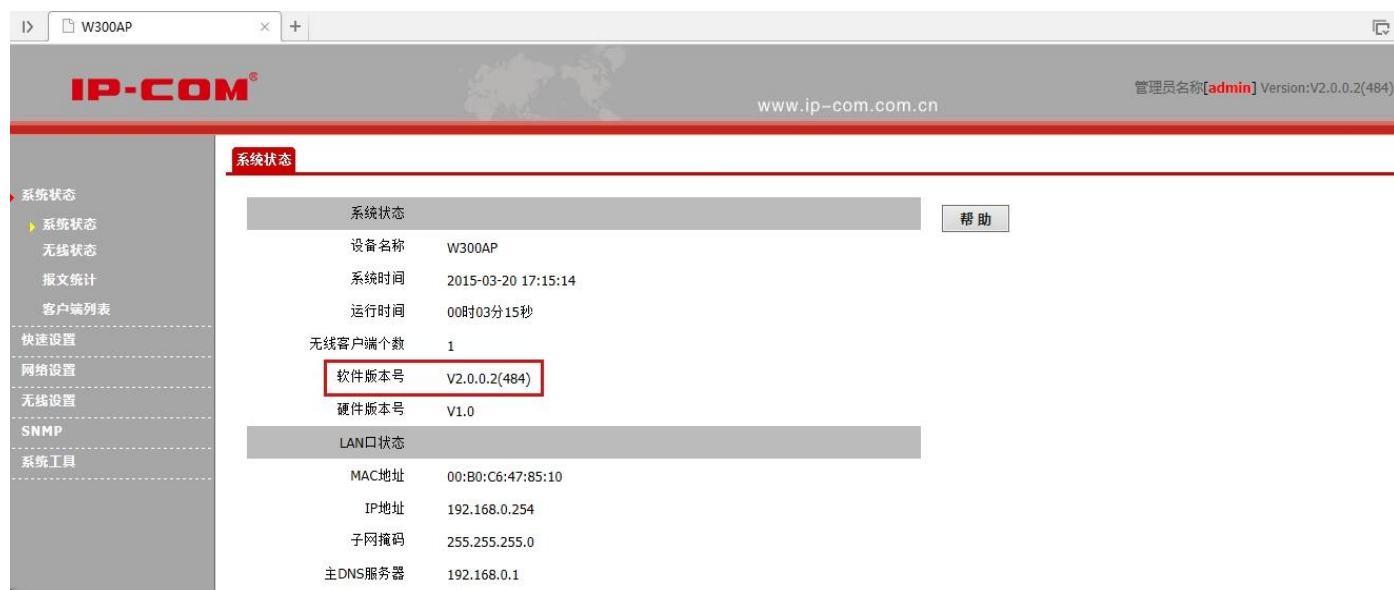
IP-COM W300AP

Username: admin

Password:

Login

After upgraded login you can find the firmware version changed.



Select “系统工具” on the left menu and select final upgrade firmware file with name:

US_W300APV1BR_V2.0.0.2_C01(E01)(484).bin

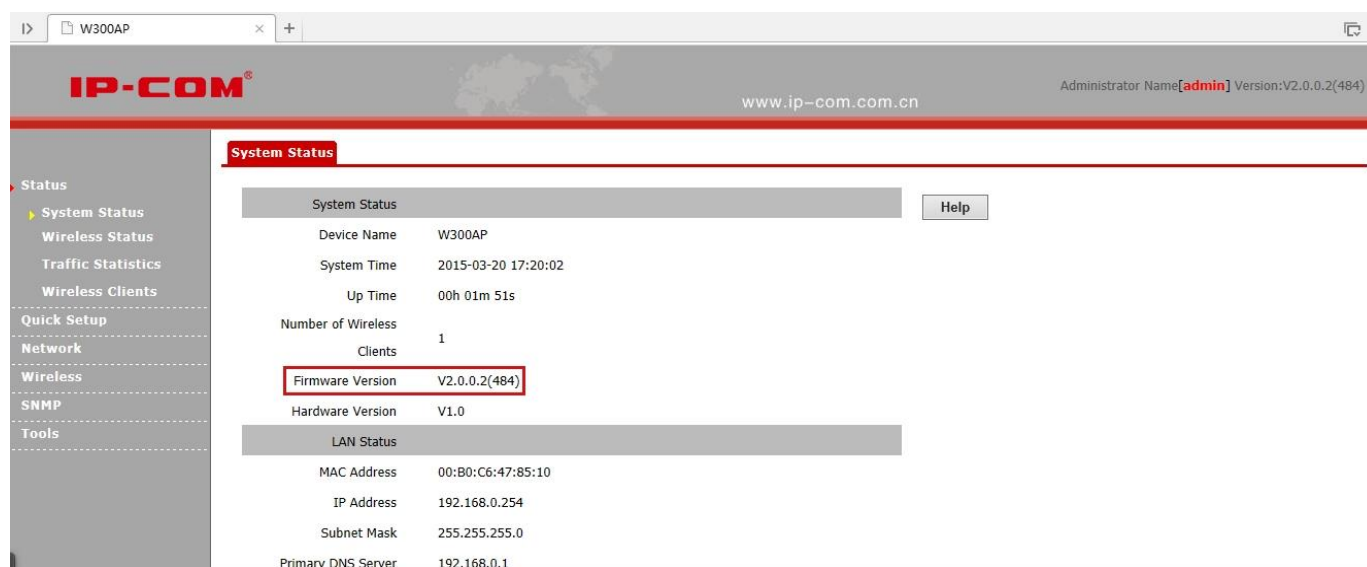
After that click “升级” button for upgrade.



The image shows the login page for an IP-COM W300AP device. The page has a grey header with the IP-COM logo, the model name 'W300AP', and a language dropdown menu set to 'English'. Below the header is a white login box containing two input fields: 'Username: admin' and 'Password: [masked]'. A 'Login' button is located below the password field. A red arrow points to the 'Login' button.

Finally you will find the login page as above picture, and home page as below.

Please check the firmware version is V2.0.0.2



The image shows the home page of the IP-COM W300AP web interface. The header includes the IP-COM logo, the website URL 'www.ip-com.com.cn', and the administrator name 'Administrator Name[admin]' and version 'Version:V2.0.0.2(484)'. The left sidebar contains a menu with the following items: Status, System Status, Wireless Status, Traffic Statistics, Wireless Clients, Quick Setup, Network, Wireless, SNMP, and Tools. The main content area is titled 'System Status' and contains a table with the following information:

System Status	
Device Name	W300AP
System Time	2015-03-20 17:20:02
Up Time	00h 01m 51s
Number of Wireless Clients	1
Firmware Version	V2.0.0.2(484)
Hardware Version	V1.0

Below the System Status table is a section titled 'LAN Status' with the following information:

LAN Status	
MAC Address	00:B0:C6:47:85:10
IP Address	192.168.0.254
Subnet Mask	255.255.255.0
Primary DNS Server	192.168.0.1

Congratulations! The upgrade is finished. Now the W300AP can be managed by AP Controller.

Appendix:

Wishing you a good experience of using IP-COM Solution & Product!

Technical support:info@ip-com.com.cn